

Lightweight E-book Access Platform

LEAP



10/28/2014

Agenda

Introduction

Problem Definition

Project Progression

User Case Narratives

UML Use Case Diagram

Data Flow Diagrams

Requirements

Timeline

Questions

Welcome

- Clients
 - Jen Cannell
- Guests
 - Dr. Eddy

Introduction

- Amar Mian - Team Leader
- Garrett Allen - Lead Programmer
- Damian Crisafulli - Webmaster
- Josh McDonald - Database Administrator
- Justin Rousseau - Web Developer

Agenda

Introduction

Problem Definition

Project Progression

User Case Narratives

UML Use Case Diagram

Data Flow Diagrams

Requirements

Timeline

Questions

Problem Definition

- No central point of access
- Difficult for students to remember login information
- Inconsistent interfaces

Agenda

Introduction

Problem Definition

Project Progression

User Case Narratives

UML Use Case Diagram


Data Flow Diagrams

Requirements

Timeline

Questions

Select a Feature for sprint
Based on Priority



1. Define Requirements
2. Initial estimates
3. Height-level planning



Working increment
of the software



NO

More development
needed?

YES



Agenda

Introduction

Problem Definition

Project Progression

User Case Narratives

UML Use Case Diagram

Data Flow Diagrams

Requirements

Timeline

Questions

User Case Narratives

- Describes the functions of each user
- Shows how each user will interact with LEAP

Students K-6

- Log in
- Display E-books
- Move to Check out

Students 7-12

- Log in
- Display E-books
- Move to Check out
- Reset Password

Teachers

- Log in
- Display E-books
- Move to Check out
- Reset Password
- Modify Student Accounts

Administrators

- Log in
- Display E-books
- Move to Check out
- Reset Password
- Modify Student Accounts
- Modify Teacher Accounts
- Modify Third-party Websites
- View Statistics

Super Administrator

- Log in
- Display E-books
- Move to Check out
- Reset Password
- Modify Student Accounts
- Modify Teacher Accounts
- Modify Third-party Websites
- View Statistics
- Modify Administrator Accounts

Agenda

Introduction

Problem Definition

Project Progression

User Case Narratives

UML Use Case Diagram

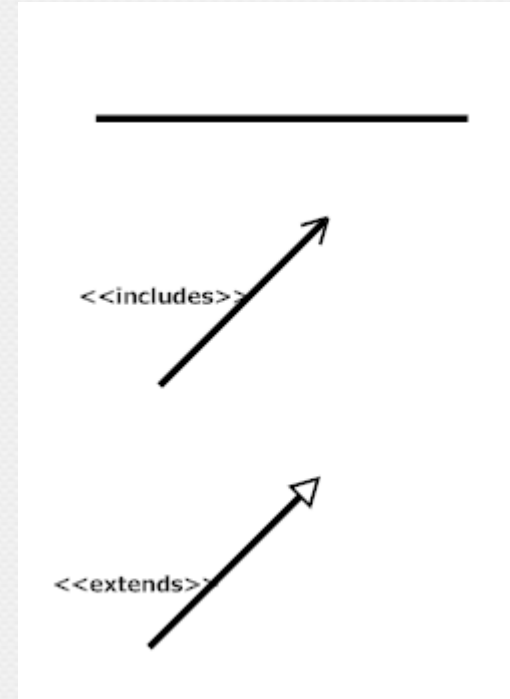

Data Flow Diagrams

Requirements

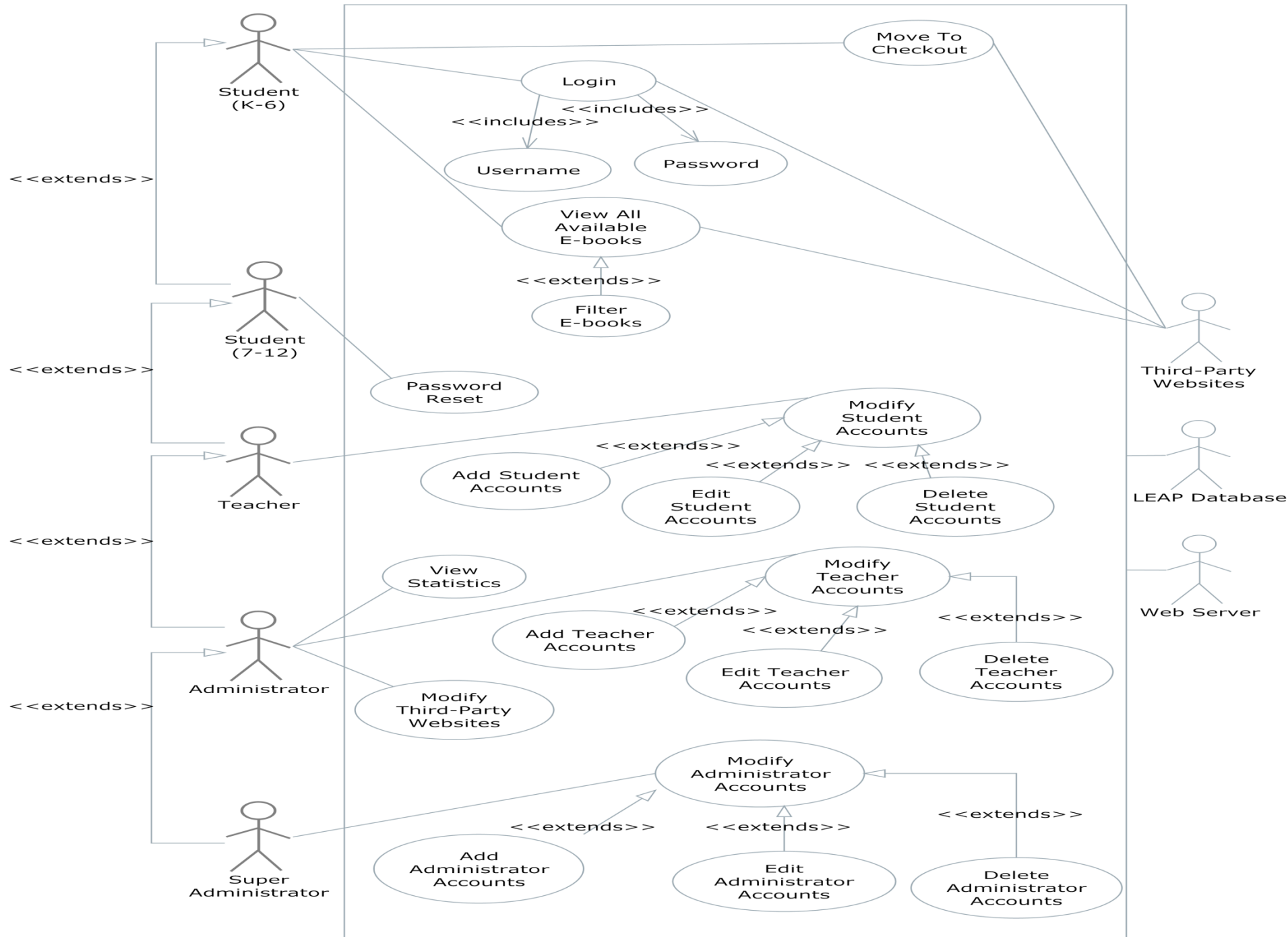
Timeline

Questions

UML Use Case Diagram Legend



LEAP



Agenda

Introduction

Problem Definition

Project Progression

User Case Narratives

UML Use Case Diagram

Data Flow Diagrams

Requirements

Timeline

Questions

Data Flow Legend



External entity: Contributes data or information to the system or which receive data from it.



Process: Transforms or manipulates data



Data Store: Location where data is held temporarily or permanently.



Data Flow: Data flowing to or from a process where X is the data.

Data Flow Diagrams

Context Diagram

Level 0

Level 1: Login In

Level 1: Display E-books

Level 2: Display E-books (2.3)

Level 1: Move to Checkout

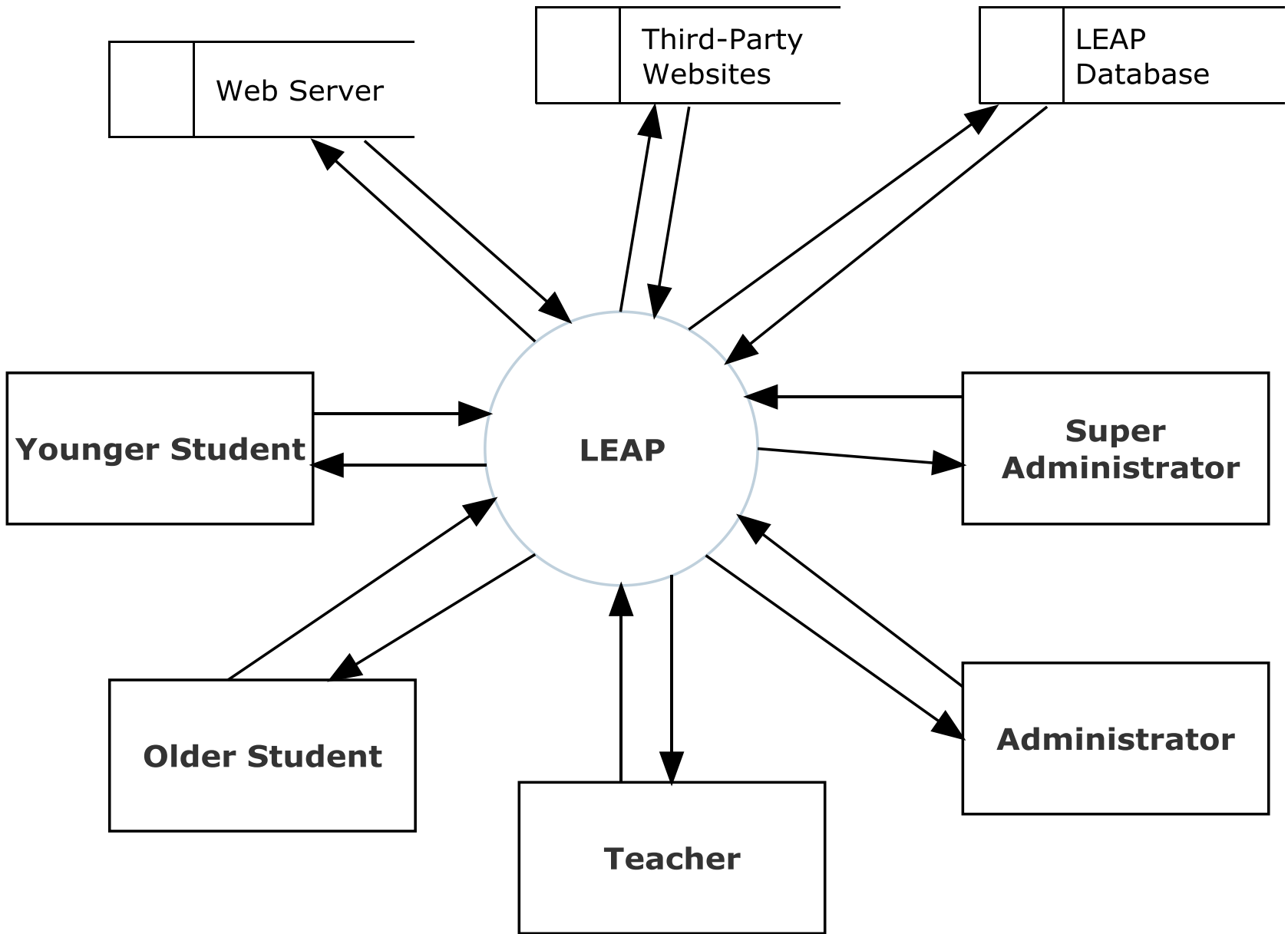
Level 1: Password Reset

Level 1: Modify Accounts

Level 2: Edit Accounts (5.5)

Level 1: Modify Third-Party Websites

Level 1: View Statistics



Data Flow Diagrams

Context Diagram

Level 0

Level 1: Login In

Level 1: Display E-books

Level 2: Display E-books (2.3)

Level 1: Move to Checkout

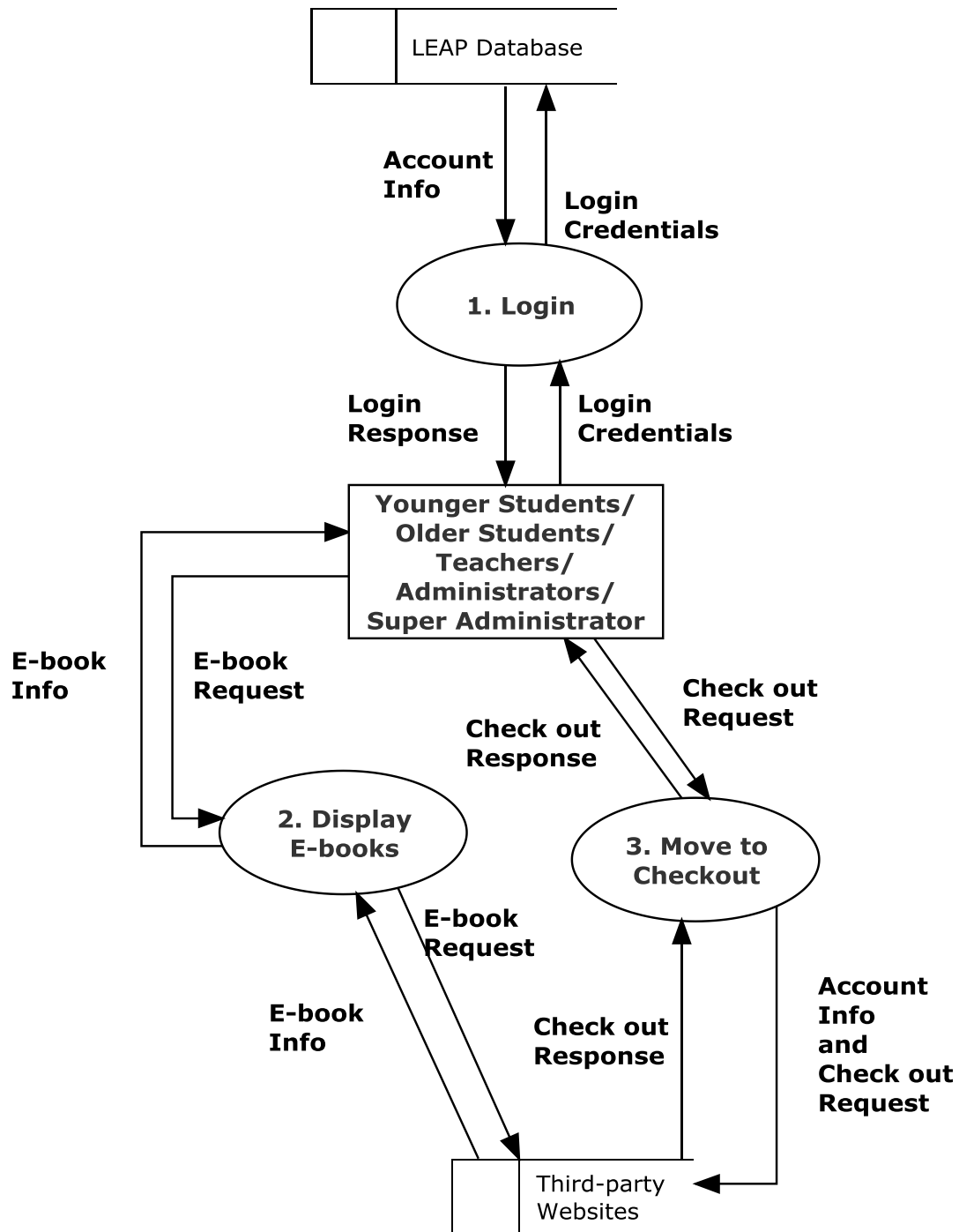
Level 1: Password Reset

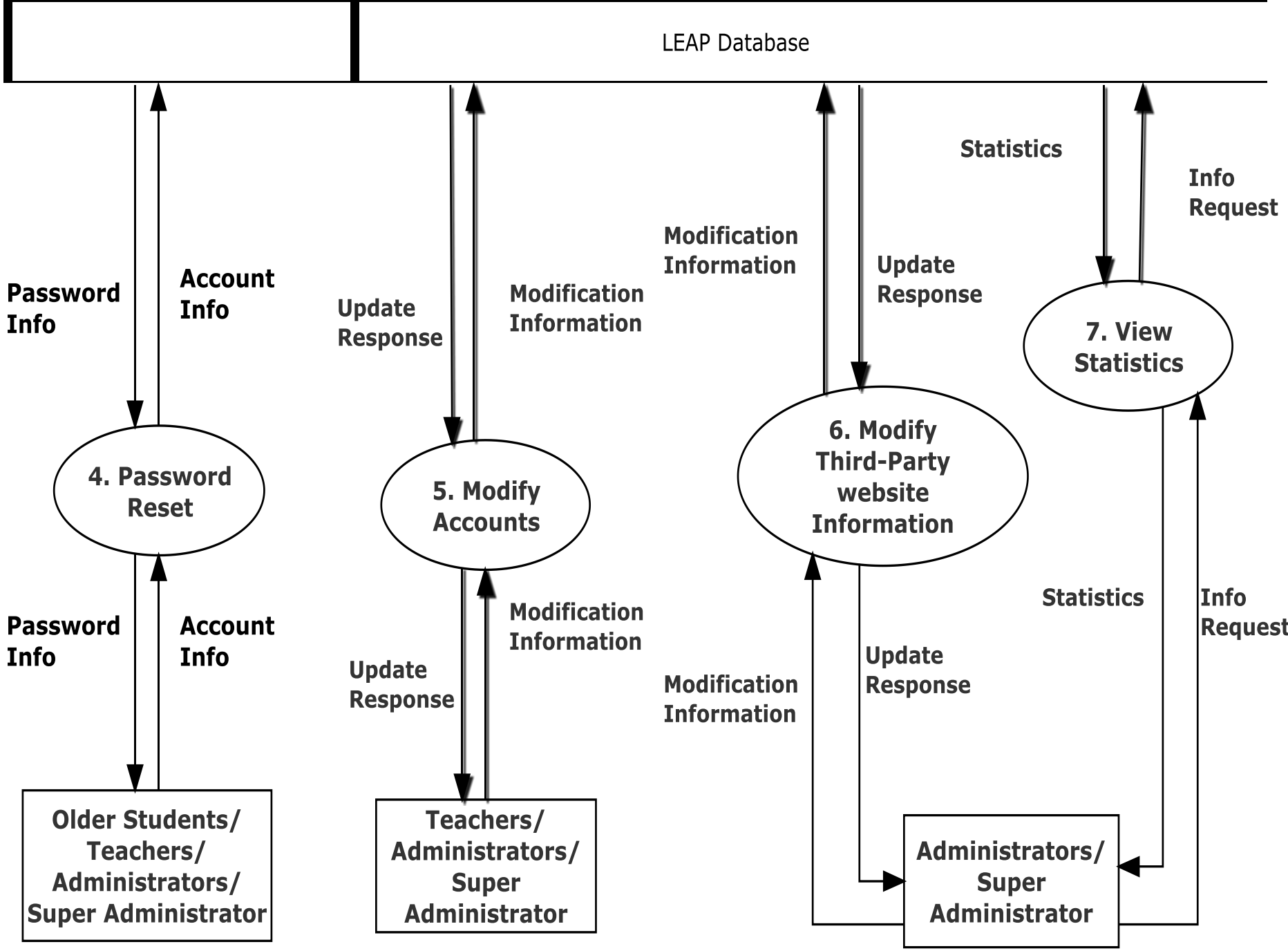
Level 1: Modify Accounts

Level 2: Edit Accounts (5.5)

Level 1: Modify Third-Party Websites

Level 1: View Statistics





Data Flow Diagrams

Context Diagram

Level 0

Level 1: Login In

Level 1: Display E-books

Level 2: Display E-books (2.3)

Level 1: Move to Checkout

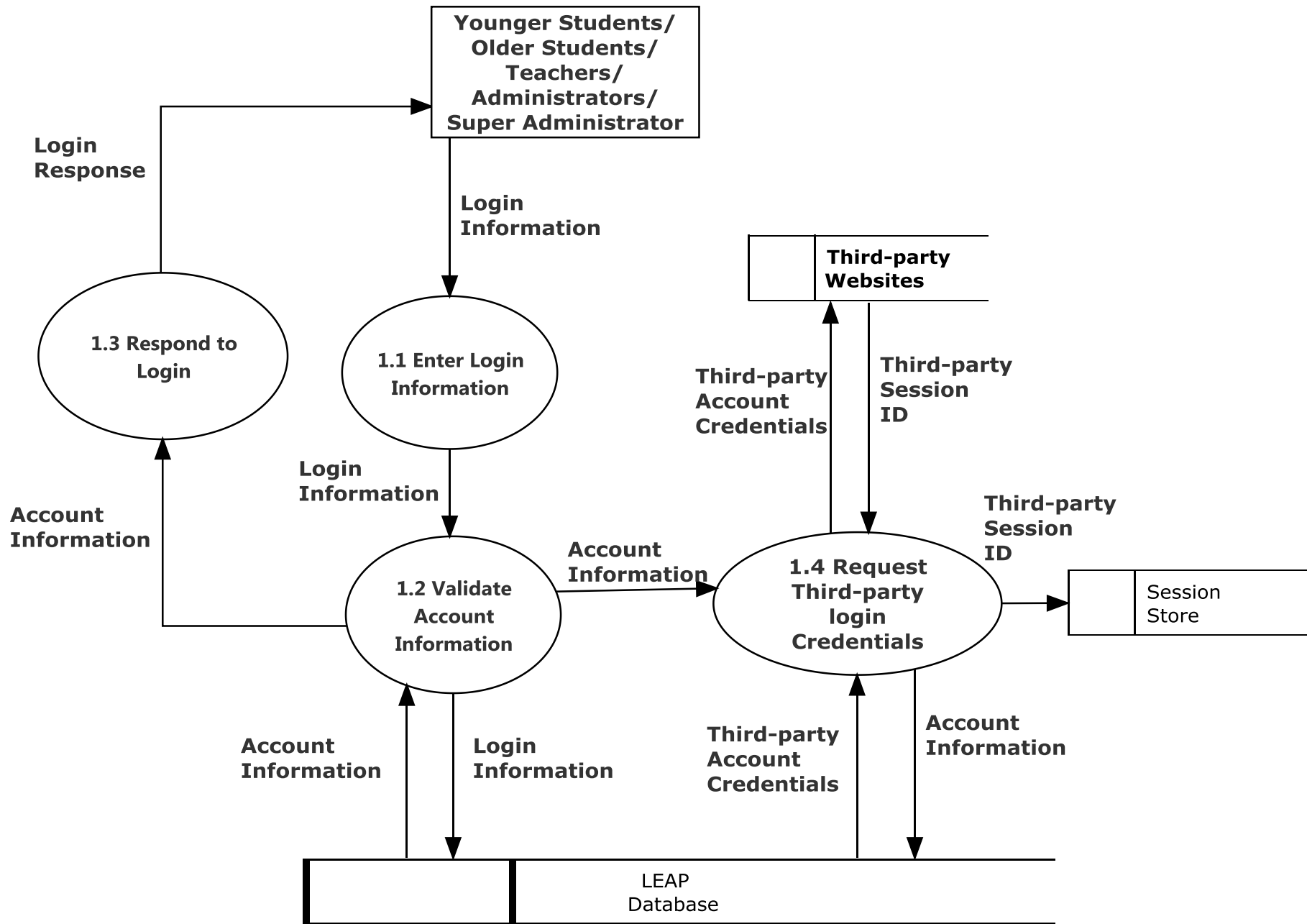
Level 1: Password Reset

Level 1: Modify Accounts

Level 2: Edit Accounts (5.5)

Level 1: Modify Third-Party Websites

Level 1: View Statistics



Data Flow Diagrams

Context Diagram

Level 0

Level 1: Login In

Level 1: Display E-books

Level 2: Display E-books (2.3)

Level 1: Move to Checkout

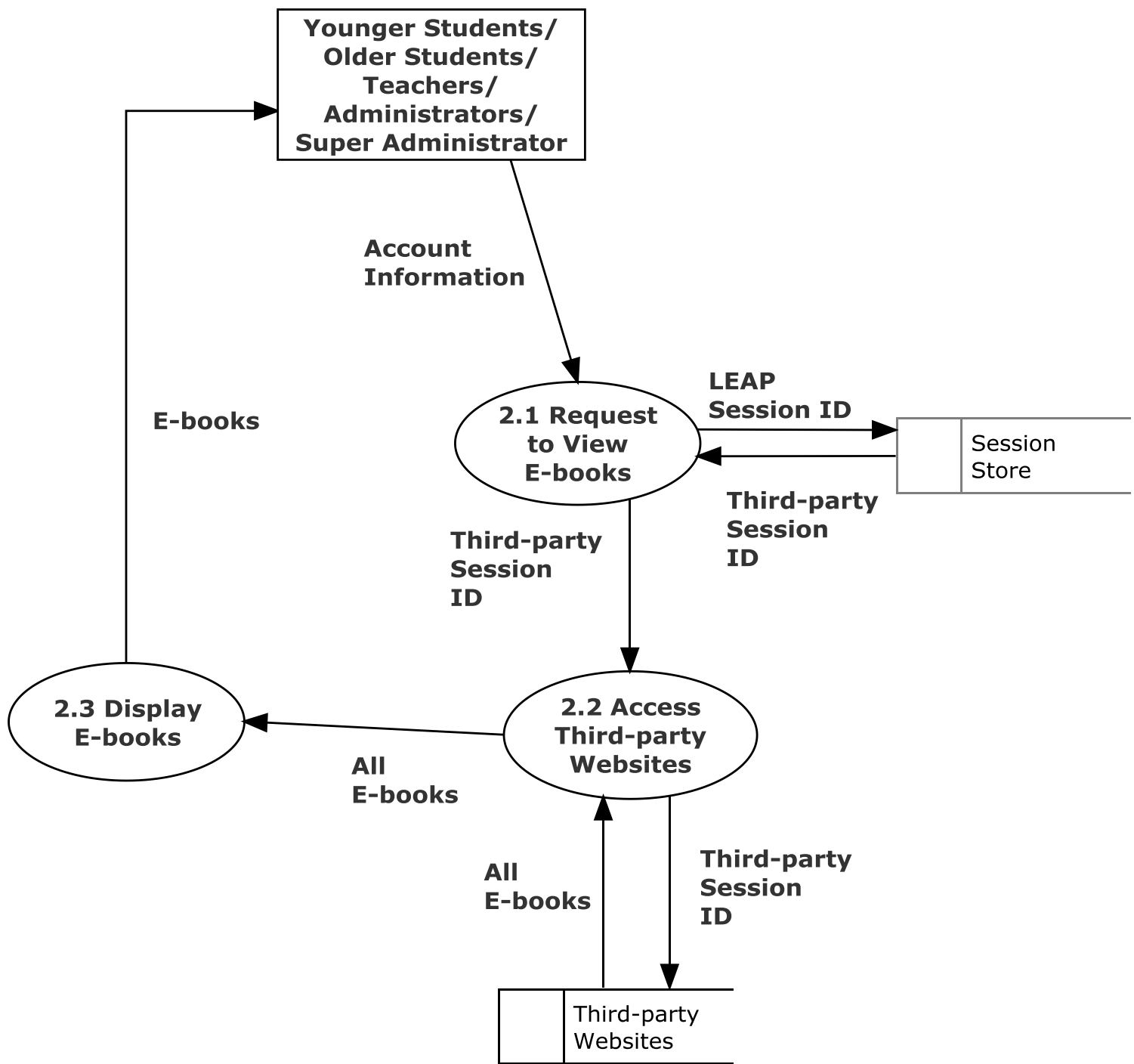
Level 1: Password Reset

Level 1: Modify Accounts

Level 2: Edit Accounts (5.5)

Level 1: Modify Third-Party Websites

Level 1: View Statistics



Data Flow Diagrams

Context Diagram

Level 0

Level 1: Login In

Level 1: Display E-books

Level 2: Display E-books (2.3)

Level 1: Move to Checkout

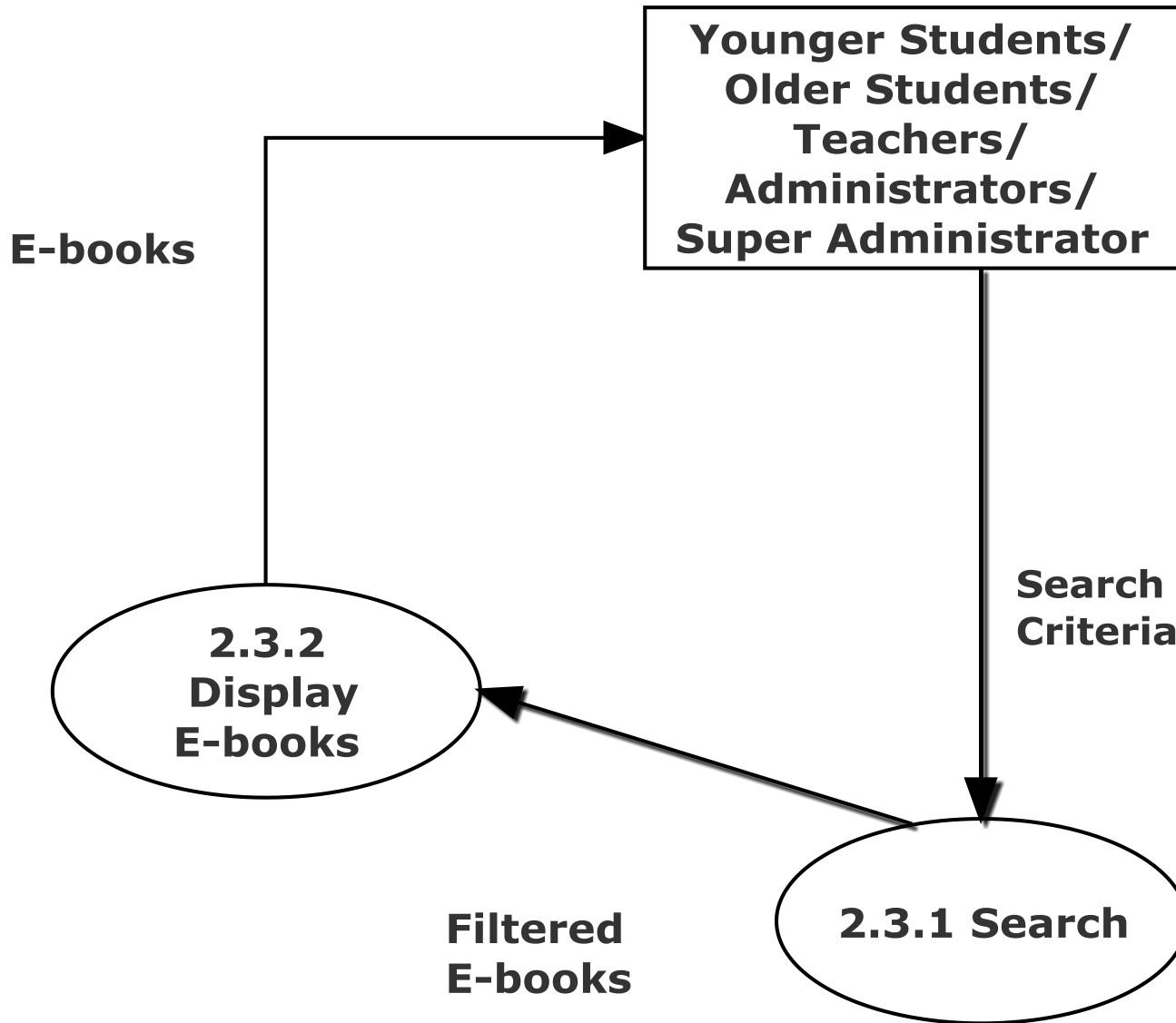
Level 1: Password Reset

Level 1: Modify Accounts

Level 2: Edit Accounts (5.5)

Level 1: Modify Third-Party Websites

Level 1: View Statistics



Data Flow Diagrams

Context Diagram

Level 0

Level 1: Login In

Level 1: Display E-books

Level 2: Display E-books (2.3)

Level 1: Move to Checkout

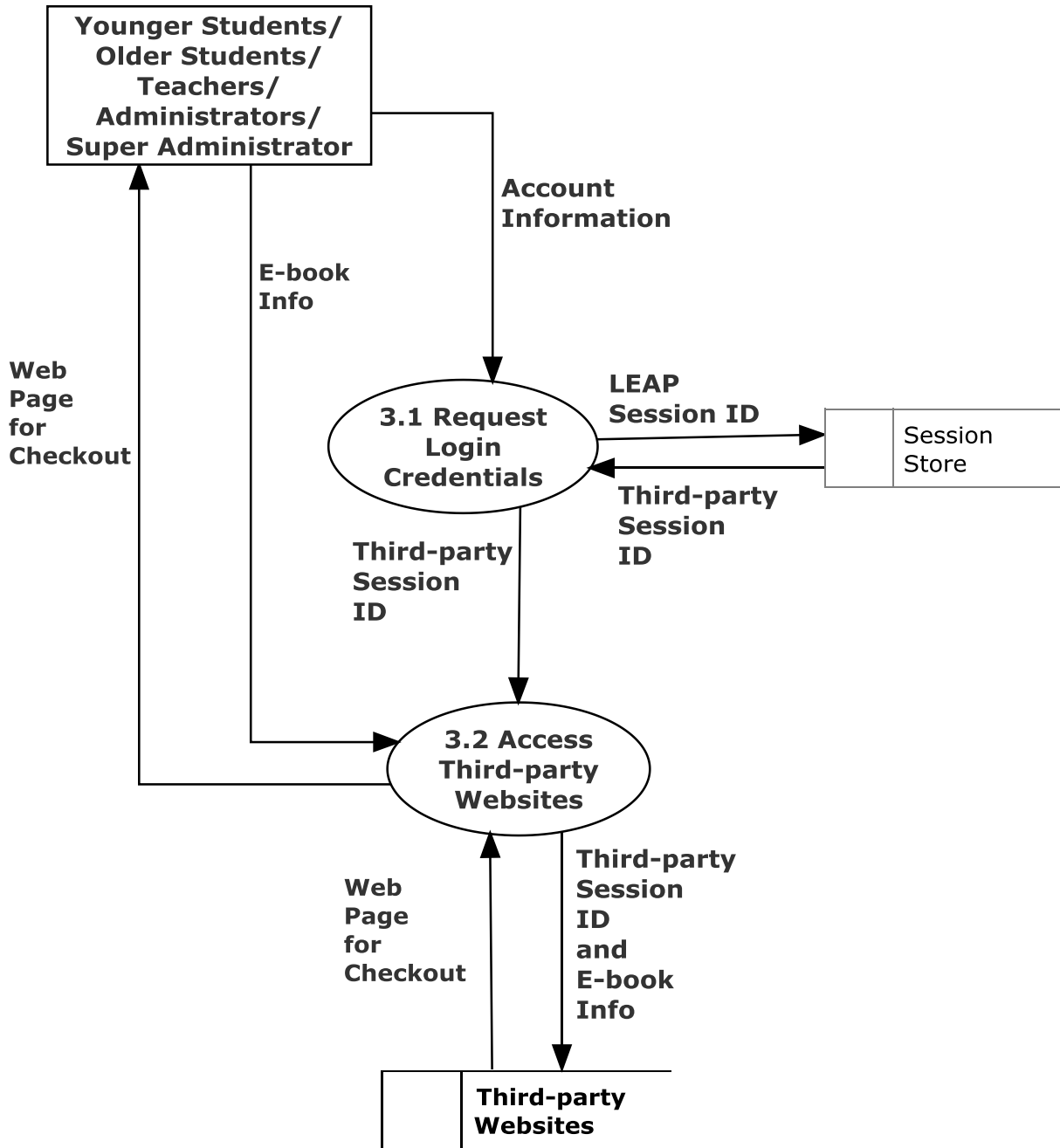
Level 1: Password Reset

Level 1: Modify Accounts

Level 2: Edit Accounts (5.5)

Level 1: Modify Third-Party Websites

Level 1: View Statistics



Data Flow Diagrams

Context Diagram

Level 0

Level 1: Login In

Level 1: Display E-books

Level 2: Display E-books (2.3)

Level 1: Move to Checkout

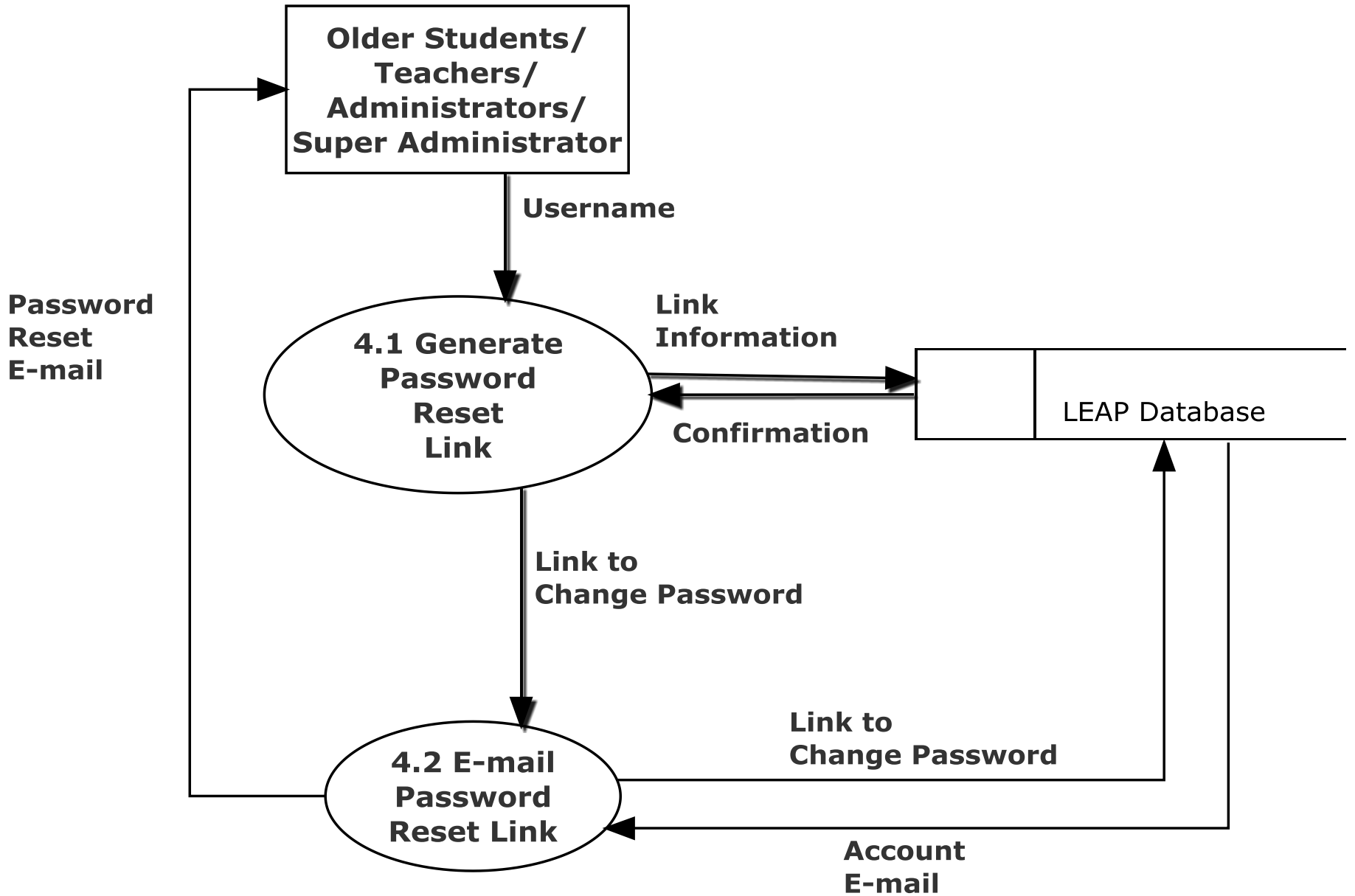
Level 1: Password Reset

Level 1: Modify Accounts

Level 2: Edit Accounts (5.5)

Level 1: Modify Third-Party Websites

Level 1: View Statistics



Data Flow Diagrams

Context Diagram

Level 0

Level 1: Login In

Level 1: Display E-books

Level 2: Display E-books (2.3)

Level 1: Move to Checkout

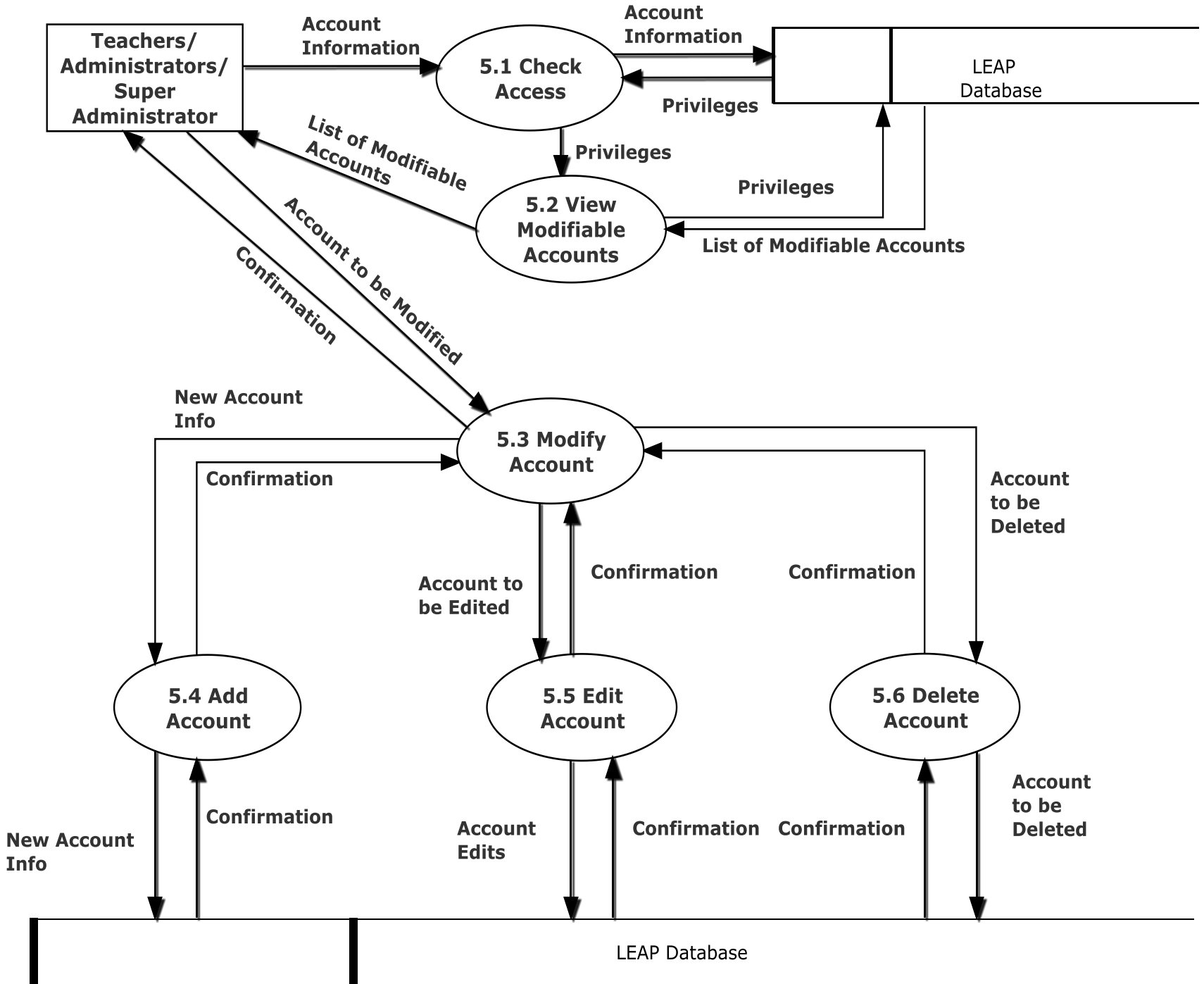
Level 1: Password Reset

Level 1: Modify Accounts

Level 2: Edit Accounts (5.5)

Level 1: Modify Third-Party Websites

Level 1: View Statistics



Data Flow Diagrams

Context Diagram

Level 0

Level 1: Login In

Level 1: Display E-books

Level 2: Display E-books (2.3)

Level 1: Move to Checkout

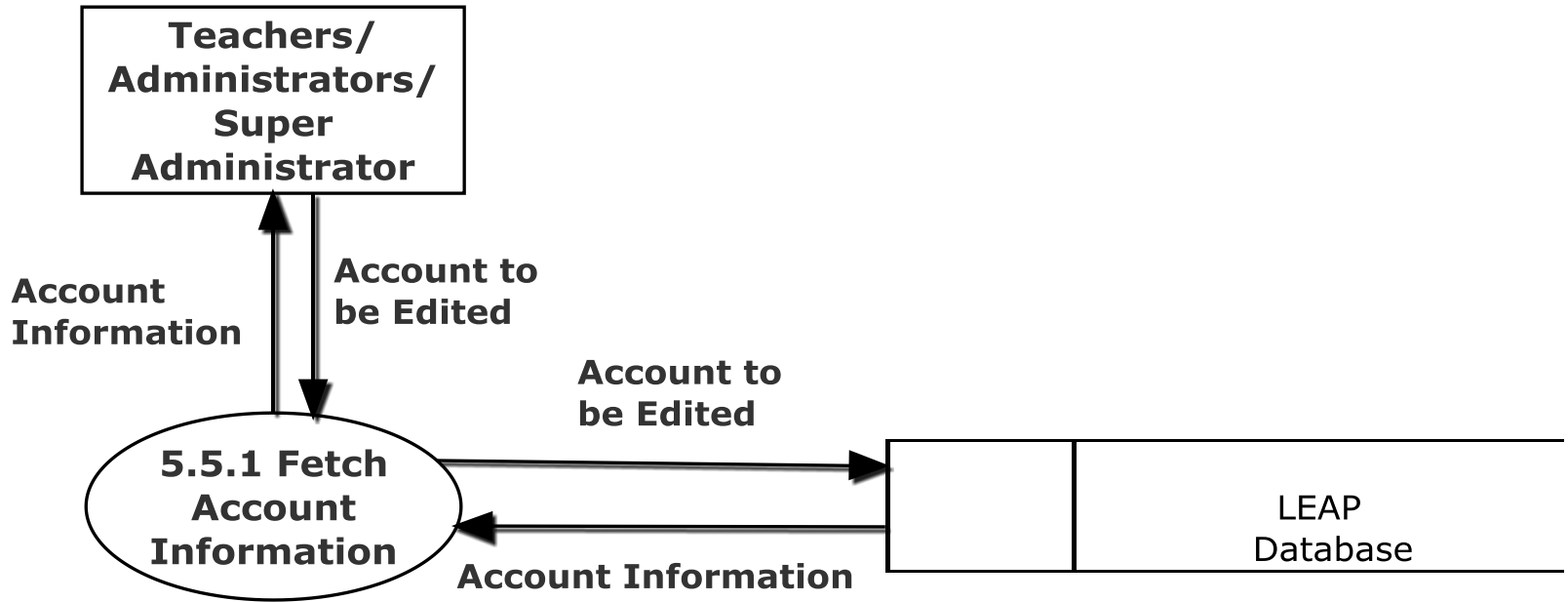
Level 1: Password Reset

Level 1: Modify Accounts

Level 2: Edit Accounts (5.5)

Level 1: Modify Third-Party Websites

Level 1: View Statistics



Data Flow Diagrams

Context Diagram

Level 0

Level 1: Login In

Level 1: Display E-books

Level 2: Display E-books (2.3)

Level 1: Move to Checkout

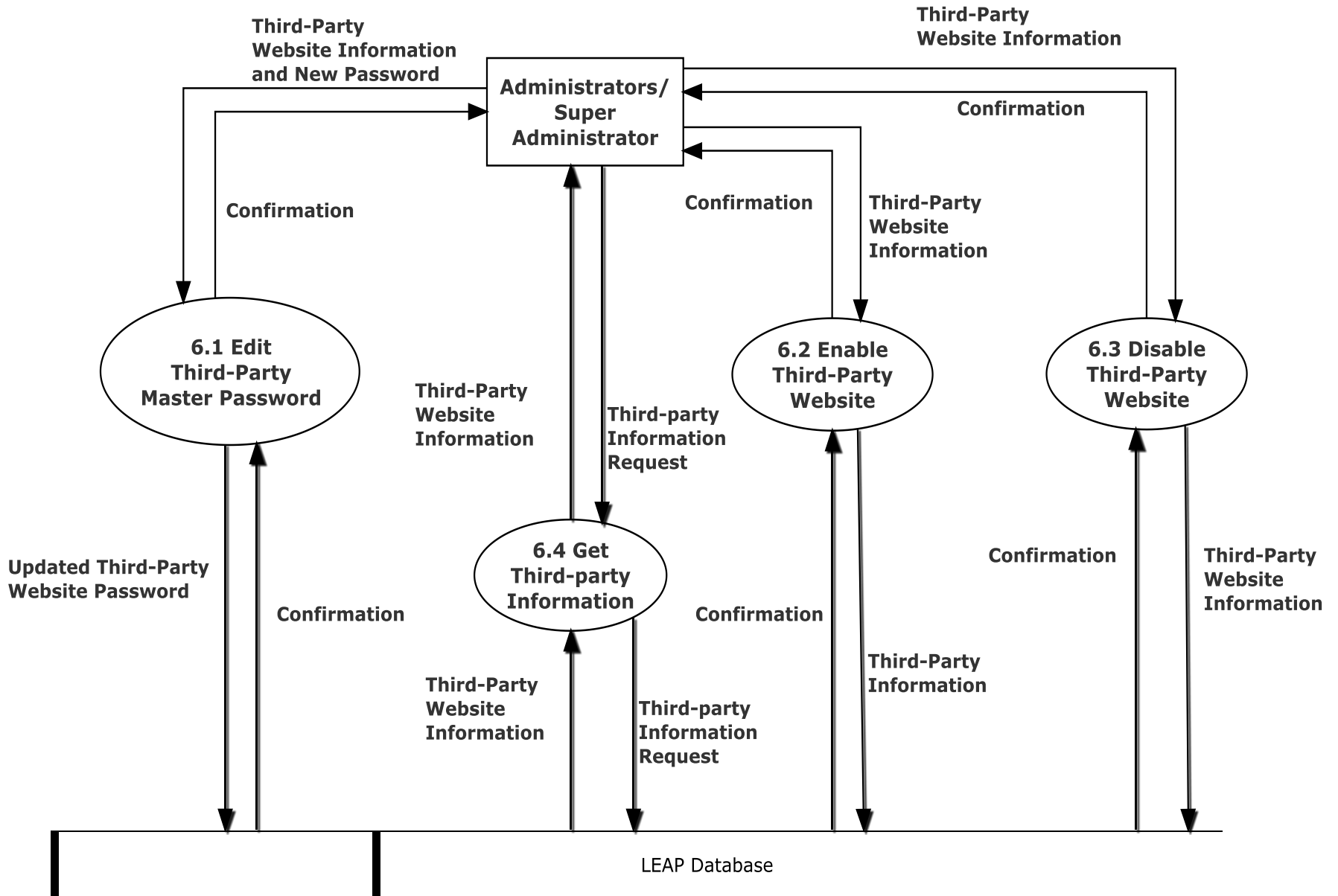
Level 1: Password Reset

Level 1: Modify Accounts

Level 2: Edit Accounts (5.5)

Level 1: Modify Third-Party Websites

Level 1: View Statistics



Data Flow Diagrams

Context Diagram

Level 0

Level 1: Login In

Level 1: Display E-books

Level 2: Display E-books (2.3)

Level 1: Move to Checkout

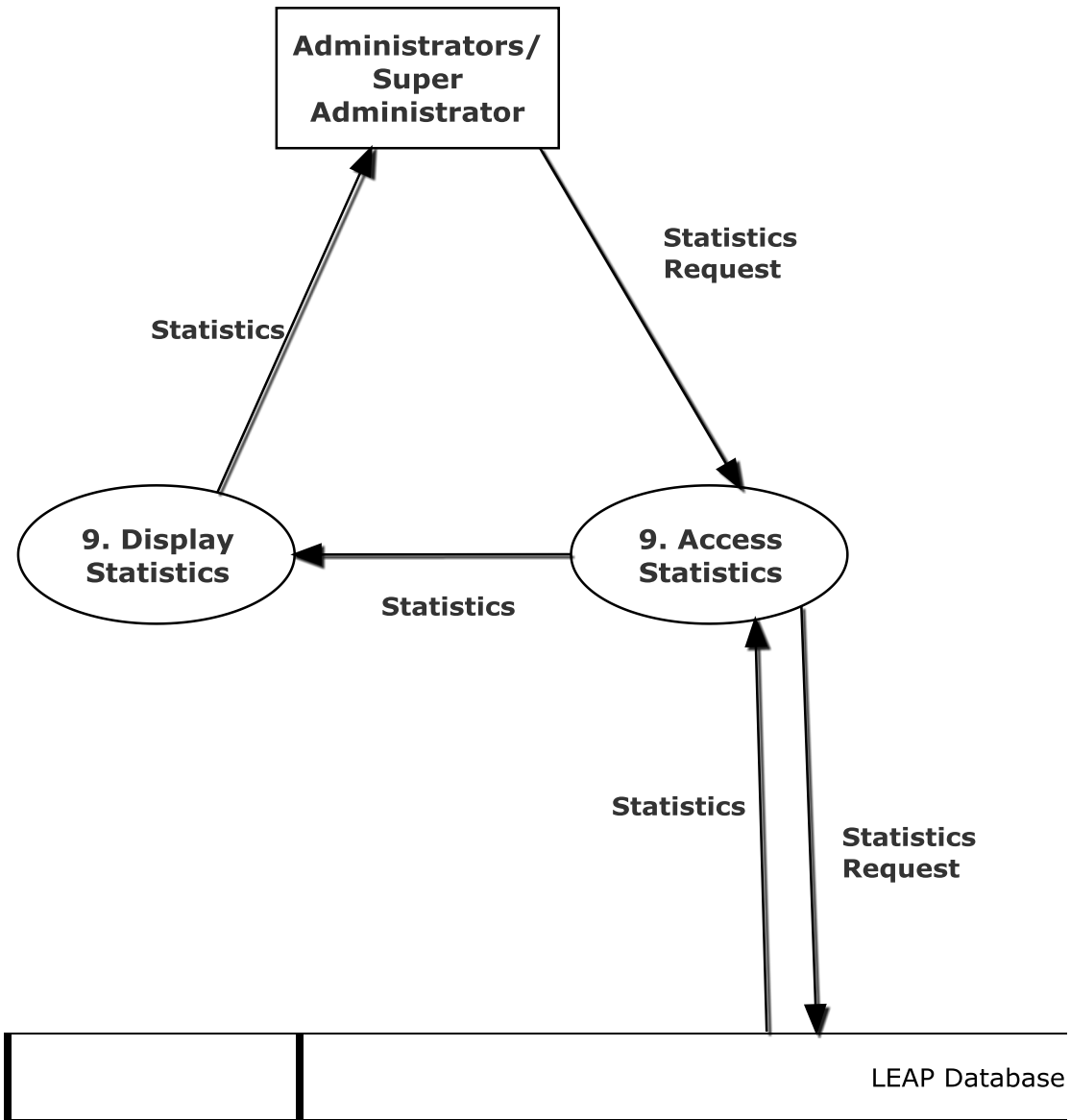
Level 1: Password Reset

Level 1: Modify Accounts

Level 2: Edit Accounts (5.5)

Level 1: Modify Third-Party Websites

Level 1: View Statistics



Agenda

Introduction

Problem Definition

Project Progression

User Case Narratives

UML Use Case Diagram

Data Flow Diagrams

Requirements

Timeline

Questions

Functional Requirements

- Log in
- Display E-books
- Move to Check out
- Reset Password
- Modify Accounts
- Modify Third-party Websites
- View Statistics

Non-Functional Requirements

- Efficient
- User-friendly
- Compatible with Multiple Browsers
- Compatible with Mobile Devices
- Secure

Agenda

Introduction

Problem Definition

Project Progression

User Case Narratives

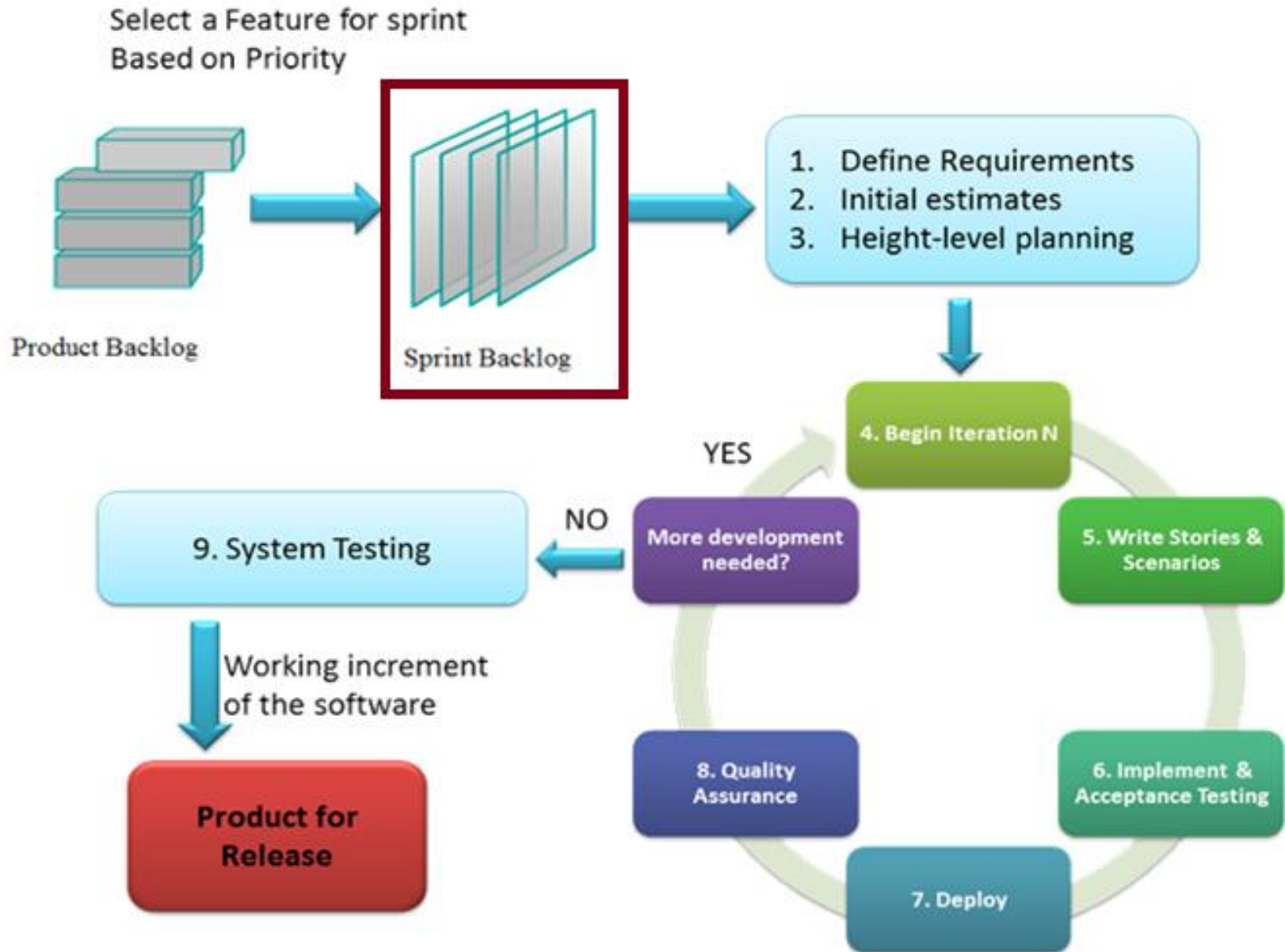
UML Use Case Diagram

Data Flow Diagrams

Requirements

Timeline

Questions



<i>ID</i>	<i>Task Name</i>	<i>Start</i>	<i>Finish</i>	<i>Duration</i>
1	Software Plan	9/9/2014	9/23/2014	11d
2	Software Plan Documents Due	9/19/2014	9/19/2014	1d
3	Software Plan Presentation	9/23/2014	9/23/2014	1d
4	Requirements Specification	9/25/2014	10/28/2014	24d
5	Requirements Specification Documents Due	10/27/2014	10/27/2014	1d
6	Requirements Specification Presentation	10/28/2014	10/28/2014	1d
7	Preliminary Design	11/18/2014	11/26/2014	7d
8	Preliminary Design Documents Due	11/26/2014	11/26/2014	1d
9	Preliminary Design Presentation	12/2/2014	12/2/2014	1d
10	Client Meetings	9/11/2014	12/2/2014	59d
11	Team Meetings	9/9/2014	12/2/2014	61d

Agenda

Introduction

Problem Definition

Project Progression

User Case Narratives

UML Use Case Diagram

Data Flow Diagrams

Requirements

Timeline

Questions

Questions

